


Cytoplast™ Titanium-Reinforced Membranes

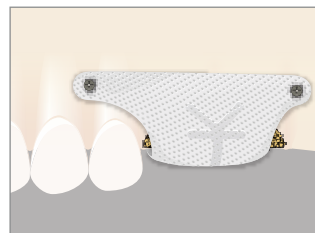
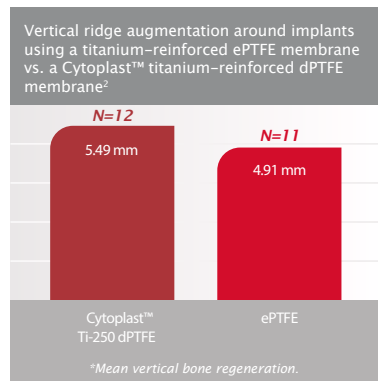
The traditional frame design, incorporating delicate and strategically-placed titanium “struts”, has more than 25 years of clinical history and successful use in GBR.

- ▶ Less is more - less titanium bulk allows for greater versatility in shaping and placement
- ▶ Delicate, lightweight framework is easy to trim and is compliant with the overlying soft tissues
- ▶ Grade 1 titanium framework is easy to form in three dimensions and retains no memory, allowing for passive fit



Features and Benefits

- ▶ Can be molded and shaped for tenting and space maintenance
- ▶ Can be trimmed to desired shape
- ▶ Dense PTFE prevents tissue ingrowth making removal of membrane easier when compared to removal of titanium mesh



New “T²” membranes provide buccal fixation points outside of the defect area.

Available Sizes

Available in Cytoplast™ Titanium-Reinforced Ti-250 or Ti-150. Ti-150 membranes are 40% thinner than Ti-250 membranes, providing clinicians another handling option.



Applicable References

- Urban IA, Monje A, Wang HL. Vertical Ridge Augmentation and Soft Tissue Reconstruction of the Anterior Atrophic Maxillae: A Case Series. *Int J Periodontics Restorative Dent.* 2015 Sep-Oct;35(5):613-23.
- Ronda M, Rebaudi A, Torelli L, Stacchi C. Expanded vs. dense polytetrafluoroethylene membranes in vertical ridge augmentation around dental implants: a prospective randomized controlled clinical trial. *Clin. Oral Impl. Res.* 2014 Jul;25(7):859-66.
- Urban IA, Lozada JL, Jovanovic SA, Nagursky H, Nagy K. Vertical Ridge Augmentation with Titanium-Reinforced, Dense-PTFE Membranes and a Combination of Particulated Autogenous Bone and Anorganic Bovine Bone-Derived Mineral: A Prospective Case Series in 19 Patients. *Int J Oral Maxillofac Implants.* 2014 Jan-Feb;29(1):185-93.